

# Silence is Golden

## Objectives

1. To demonstrate the need for coordinated team effort to achieve organizational objectives.
2. To show the importance of communication between members on a team.
3. To highlight the importance of leadership.

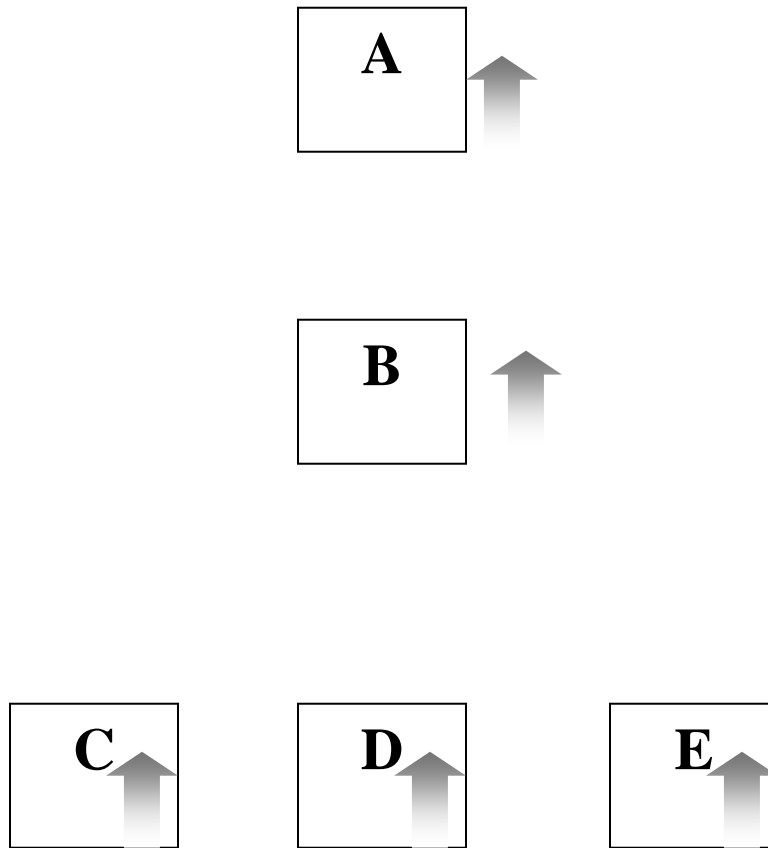
## Instructions

1. Page number 8 has various symbols. Print out page 8 and cut out the symbols. Place the symbols in column “A” into an envelope marked “A”. Repeat for B, C, D, & E.
2. The participants are asked to select one of the seats. The seat arrangement is made as per the design given in this file.
3. Each of the seats is designated by letter. The participant is given the envelope with the letter that corresponds to the seat code.
4. Each participant is given his instruction sheet. All instructions to the participants other than that of A are similar.
5. Their task: the participants need to identify the symbol that is common to every one in the team.

## Instructions to Participants

“Your organization is spread out at different locations (A, B, C, D, E), and it has just been given a rush job to do. Unfortunately, your phone system is down (no talking), and your email (written notes) only works between certain people, so you’ll have to do the best you can within the 15 minutes allotted. Once person A believes that the task is done, s/he may raise his hand and give me the finished product. I’ll indicate whether you’re successful or not; if not, keep working until your time is up. Good luck!”

**Seating arrangement**


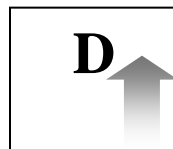
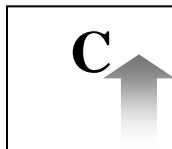
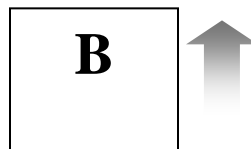
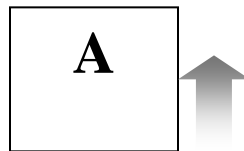


# A

## INSTRUCTIONS

1. You are the leader.
2. Each member of your team has been given cards bearing different symbols.
3. **Your task is to identify the one symbol that is common to all the individuals in your team.**
4. You may communicate with 'B' only.
  - a. You may only use handwritten notes.
  - b. You may not show your symbols to anyone else.
5. If you have questions, please raise your hand and I will assist you.
6. Once your team has completed the task, please raise your hand and I will verify your results.

## Seating Arrangement


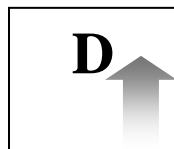
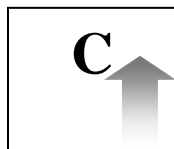
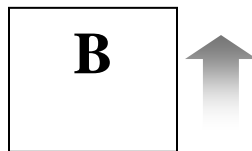
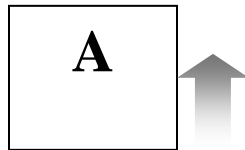


# B

## Instructions

1. You have been given cards bearing different symbols.
2. You may communicate with A, C, D, & E.
  - a. The only acceptable form of communication is a handwritten note.
  - b. You may not show your symbols to anyone else.

## Seating Arrangement

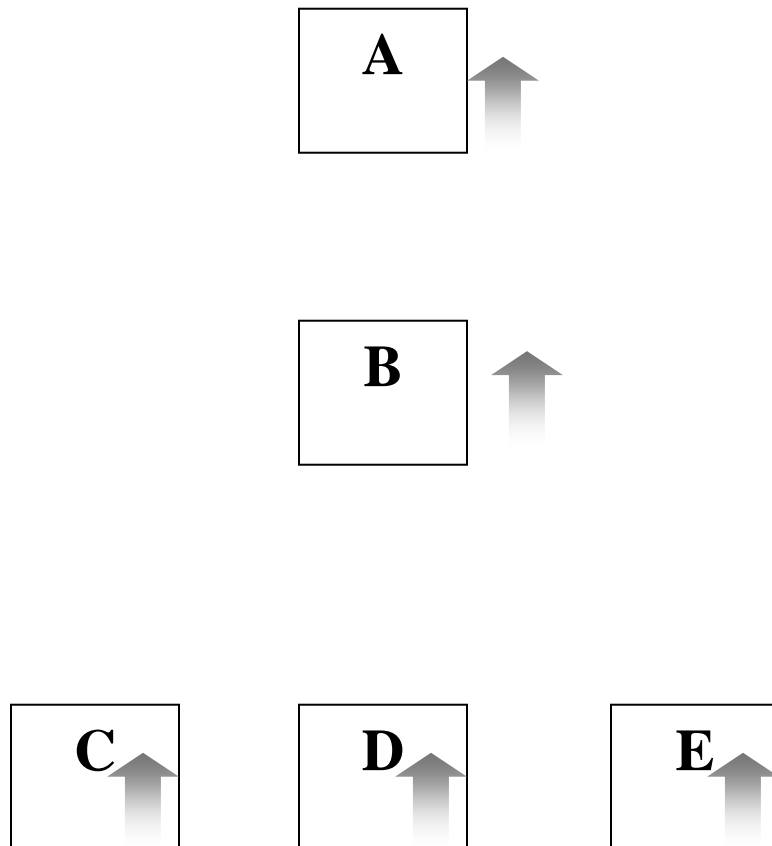


# C

## Instructions

1. You have been given cards bearing different symbols.
2. You may communicate with B only.
  - a. The only acceptable form of communication is a handwritten note.
  - b. You may not show your symbols to anyone else.

## Seating Arrangement

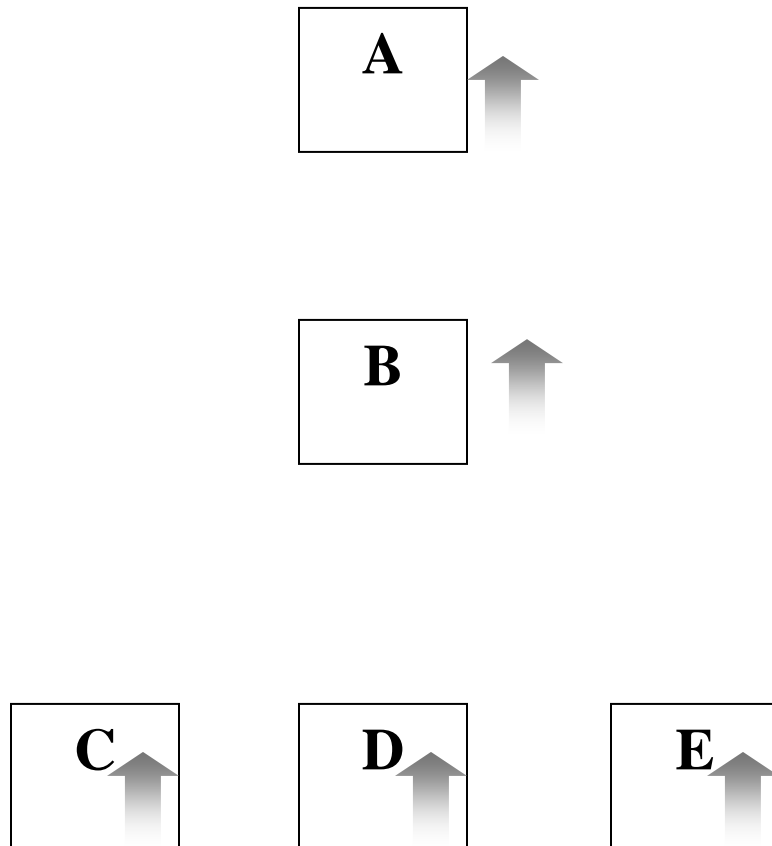


# D

## Instructions

1. You have been given cards bearing different symbols.
2. You may communicate with B only.
  - a. The only acceptable form of communication is a handwritten note.
  - b. You may not show your symbols to anyone else.

## Seating Arrangement

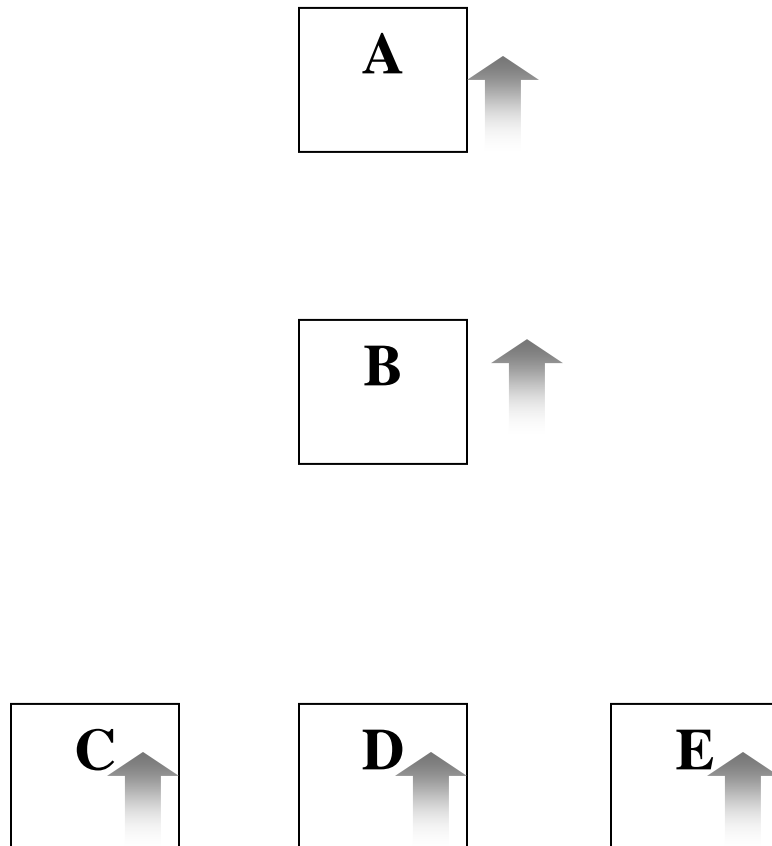


# E

## Instructions

1. You have been given cards bearing different symbols.
2. You may communicate with B only.
  - a. The only acceptable form of communication is a handwritten note.
  - b. You may not show your symbols to anyone else.

## Seating Arrangement



**Symbols**

**A**



**B**



**C**



**D**



**E**

